

2022 FINANCIAL STATEMENT

Balance Sheet

| | 2022 | 2021 |
|-------------------------------------|-----------------------|-----------------------|
| Assets | | |
| Net Utility Plant | \$ 174,046,000 | \$ 167,069,264 |
| Non-Utility Plant | - | 1,000 |
| Investments In Assoc. Organizations | 6,986,000 | 6,787,296 |
| Cash and Cash Equivalents | 1,570,000 | 3,306,000 |
| Accounts and Notes Receivable | 13,966,000 | 13,519,000 |
| Materials and Supplies | 13,321,000 | 9,344,000 |
| BPA Prepayment | 80,723,000 | 92,357,000 |
| Other Prepayment and Assets | 1,523,000 | 1,761,000 |
| Other Assets | 3,839,000 | 4,077,000 |
| | <u>\$ 295,974,000</u> | <u>\$ 298,221,000</u> |

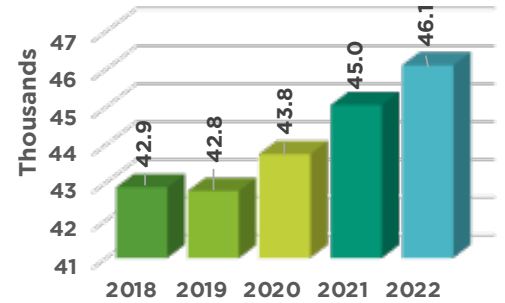
Equities, Margins and Liabilities

| | | |
|---------------------------------|-----------------------|-----------------------|
| Equities & Margins | \$ 112,625,000 | \$ 112,564,000 |
| Accounts Payable | 9,234,000 | 10,282,000 |
| Long Term Debt | 73,947,000 | 68,557,000 |
| BPA Prepayment - Long-Term Debt | 76,575,000 | 88,279,000 |
| Other Liabilities | 8,079,000 | 7,680,000 |
| Deferred Gain and Credits | 15,964,000 | 10,859,000 |
| | <u>\$ 295,974,000</u> | <u>\$ 298,221,000</u> |

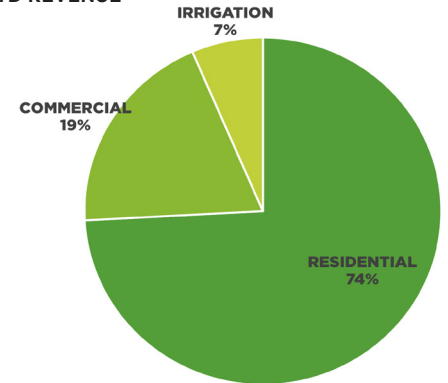
STATEMENT OF REVENUES AND MARGINS

| | 2022 | 2021 |
|-----------------------------------|----------------------|----------------------|
| Operating Revenue | \$ 84,177,000 | \$ 78,291,000 |
| Expenses | | |
| Cost of Power | 46,914,000 | 43,319,267 |
| Operations and Maintenance | 11,395,000 | 11,309,000 |
| Consumer Accounts and Marketing | 1,823,000 | 1,250,000 |
| Administrative and General | 8,980,000 | 7,778,000 |
| Depreciation | 7,259,000 | 7,406,000 |
| Taxes | 4,979,000 | 4,776,000 |
| Interest | 2,652,000 | 2,774,000 |
| Total Operating Expense | <u>\$ 84,002,000</u> | <u>\$ 78,612,000</u> |
| Operating Margins | \$ 175,000 | \$ (321,000) |
| Net Benefits on BPA Prepay | 1,240,000 | 1,380,000 |
| Non-Operating Margins | 869,000 | 1,674,000 |
| Net Margins | <u>\$ 2,284,000</u> | <u>\$ 2,734,000</u> |

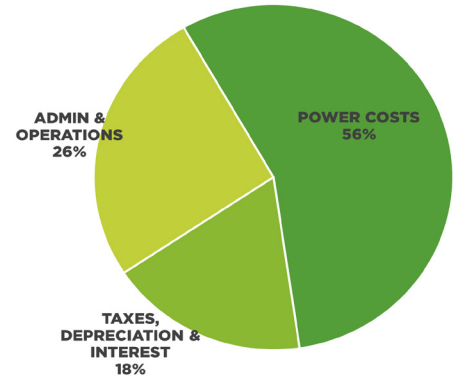
NUMBER OF METERS



YTD REVENUE



YTD EXPENSES



EQUITY W/O BPA PREPAY

